

## FoMako PTZ Camera Upgrade Instruction

### Firmware Download:

[https://drive.google.com/drive/folders/1ER9wrHwKOyZ0wfmmHDO\\_exIh4kKr1\\_43?usp=sharing](https://drive.google.com/drive/folders/1ER9wrHwKOyZ0wfmmHDO_exIh4kKr1_43?usp=sharing)

### What upgraded:

1. Upgraded to NDI 6 (for NDI cameras)
2. Upgraded to NDI HX3(for NDI cameras)
3. Optimized AI tracking algorithm

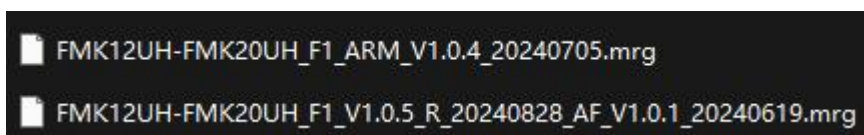
### Which cameras can be upgraded:

**Camera Model ID:** FMK20UH NDI , FMK12UH Pro(20x)

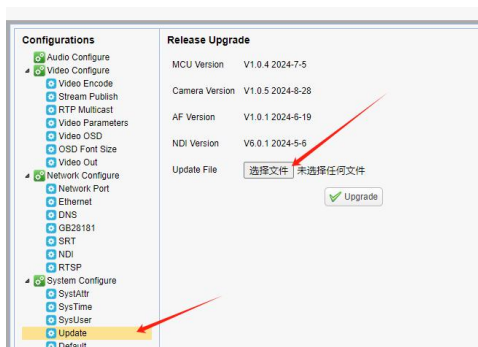
Now, please following the steps to upgrade your camera:

### **(1) Download the firmware**

You will get three files,like this:



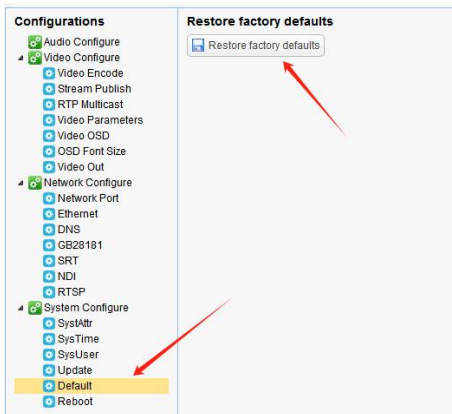
### **(2) Please login the camera's webpage , go to “update”**



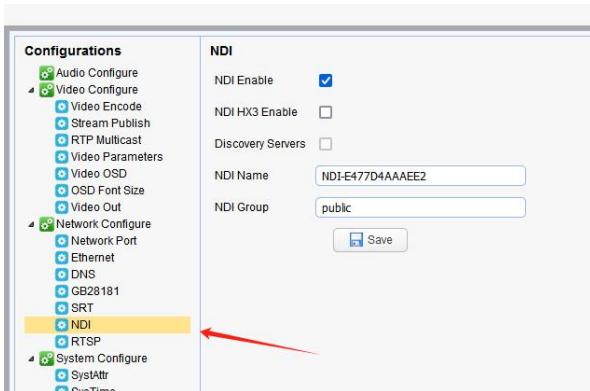
### (3) Choose the upgrade firmware and upgrade the files one by one

When one file upgraded, the camera will reboot, when reboot finished, please upgrade the next file.

### (4) Two files upgrade finished, please restore the camera to factory default.



### (5) Nowadays, you can choose NDI HX/HX2 or NDI HX3:



Any questions please contact us at : [ivan@fomako.net](mailto:ivan@fomako.net) , normally, we will reply within 12hours.

**FoMaKo Support Team**